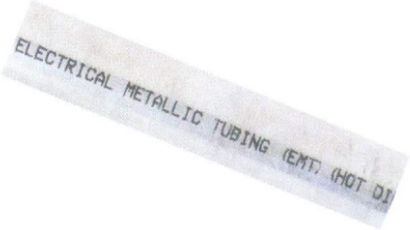




STEEL RIGID CONDUIT

EMT (Electrical Metallic Conduit) / IMC (INTER MEDIATE METAL CONDUIT)


Conduit Size (Inches)	Product Code	
1/2"	AEMT - 12	AIMC - 12
5/8"	AEMT - 16	AIMC - 16
3/4"	AEMT - 20	AIMC - 20
1"	AEMT - 25	AIMC - 25
1 1/4"	AEMT - 32	AIMC - 32
1 1/2"	AEMT - 40	AIMC - 40
2"	AEMT - 50	AIMC - 50



- Available In Galvanised & Hot Dip Galvanised, Both inside and Outside.
- IMC (intermediate Metal Conduit) is Thicker than Electrical Metallic Tubing, Threaded on both ends

GI RIGID CONDUIT (AS PER BS 4568 & BS 31)

As Per BS 4568		As Per BS 31	
Conduit Size (mm)	Product Code	Conduit Size (Inches)	Product Code
12	ABBSC - 12	1/2"	ABSC - 12
16	ABBSC - 16	5/8"	ABSC - 16
20	ABBSC - 20	3/4"	ABSC - 20
25	ABBSC - 25	1"	ABSC - 25
32	ABBSC - 32	1 1/4"	ABSC - 32
40	ABBSC - 40	1 1/2"	ABSC - 40
50	ABBSC - 50	2"	ABSC - 50



EMT TYPE STEEL FLEXIBLE CONDUIT

- MATERIAL** : Hot Dip Galvanised Steel
SIZE : 1/2" To 2"
APPLICATION : Wiring in Elevators, Hoist ways & Escalators, Leads of Motors.

Conduit Size (mm)	Conduit Size (Inches)	Std Packing Length Per Roll	Product Code
12	1/2"	25/30	AFE - 12
16	5/8"	25/30	AFE - 16
20	3/4"	25/30	AFE - 20
25	1"	25/30	AFE - 25
32	1 1/4"	15/20	AFE - 32
40	1 1/2"	15	AFE - 40
50	2"	10	AFE - 50



PVC RIGID CONDUITS

- MATERIAL** : PVC
SIZE : Black / White
STANDARD LENGTH : 3 Meter

Conduit Size (mm)	Product Code		
	Light Duty	Medium Duty	Heavy Duty
16	ARC - 16 L	ARC - 16 M	ARC - 16 H
20	ARC - 20 L	ARC - 20 M	ARC - 20 H
25	ARC - 25 L	ARC - 25 M	ARC - 25 H
32	ARC - 32 L	ARC - 32 M	ARC - 32 H
40	ARC - 40 L	ARC - 40 M	ARC - 40 H
50	ARC - 50 L	ARC - 50 M	ARC - 50 H





EMT - BEND



EMT STEEL CONNECTOR



EMT DIE - CAST CONNECTORS



STEEL CONDUIT BOXES



EMT - CONNECTORS




EMT - FLEXIBLE CONNECTORS



EMT - SADDLE



EMT STEEL COUPLING



EMT DIE - CAST COUPLING



HANGER CLAMP

